

# Zuckerrübenstatistik 2022

## Statistique des betteraves à sucre 2022





# Zuckerrübenanbau 2022

## Cultures de betteraves sucrières 2022

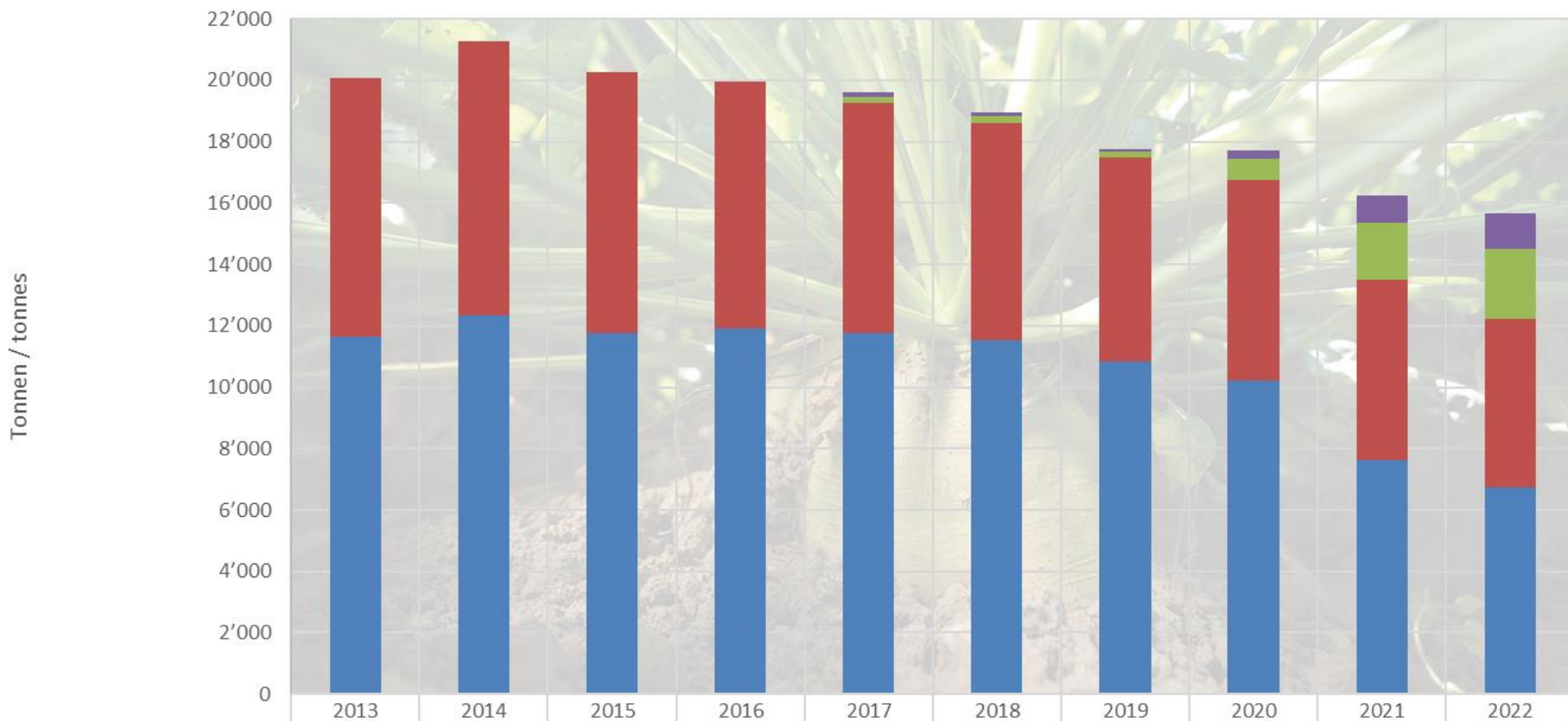
| Vertragsdaten Stand 1. September 2022     |                  |               |                   |             |               |                | Rübenlieferungen Kampagne 2022         |                     |               |                  |                     |               |                |                 |              |
|---|------------------|---------------|-------------------|-------------|---------------|----------------|--|---------------------|---------------|------------------|---------------------|---------------|----------------|-----------------|--------------|
| Etat au 1er septembre 2022 selon contrats |                  |               |                   |             |               |                | Livraisons de betteraves campagne 2022 |                     |               |                  |                     |               |                |                 |              |
| Kanton                                    | Anz. Pflanzler   | Fläche konv.  | Fläche IP-SUISSE  | Fläche Bio  | Fläche Total  | Zucker Quote   | r. Rüben konv.                         | r. Rüben IP-SUISSE  | r. Rüben Bio  | r. Rüben Total   | Rüben-ertrag        | Zucker A-Pol. | Zucker         | Zucker-ertrag   | Fremd-besatz |
| Canton                                    | Nombre planteurs | Surface konv. | Surface IP-SUISSE | Surface Bio | Surface Total | Quota sucre    | Betterav. konv.                        | Betterav. IP-SUISSE | Betterav. Bio | Betterav. Total  | Rendement betterav. | Sucre A-Pol.  | Sucre          | Rendement Sucre | Tare totale  |
|   |                  | ha            | ha                | ha          | ha            | t              | t                                      | t                   | t             | t                | t / ha              | %             | t              | t / ha          | %            |
| Bern                                      | 915              | 2'601         | 583               | 26          | 3'209         | 46'261         | 229'759                                | 48'531              | 1'797         | 280'087          | 87                  | 14.5          | 35'083         | 10.9            | 8            |
| Basel.Land                                | 16               | 86            | 2                 | 0           | 88            | 1'150          | 7'620                                  | 197                 | 0             | 7'818            | 89                  | 15.0          | 1'019          | 11.5            | 7            |
| Fribourg                                  | 237              | 925           | 186               | 10          | 1'121         | 15'979         | 77'233                                 | 15'119              | 356           | 92'708           | 83                  | 14.8          | 11'836         | 10.6            | 8            |
| Genève                                    | 19               | 56            | 60                | 21          | 137           | 1'823          | 3'715                                  | 3'906               | 1'011         | 8'632            | 63                  | 14.8          | 1'103          | 8.0             | 10           |
| Jura                                      | 94               | 324           | 166               | 46          | 536           | 6'717          | 24'660                                 | 13'587              | 2'063         | 40'310           | 75                  | 16.0          | 5'630          | 10.5            | 9            |
| Neuchâtel                                 | 24               | 64            | 31                | 2           | 97            | 1'464          | 5'323                                  | 2'632               | 46            | 8'001            | 83                  | 15.2          | 1'054          | 10.9            | 8            |
| Solothurn                                 | 157              | 437           | 88                | 18          | 543           | 7'790          | 40'415                                 | 7'130               | 707           | 48'253           | 89                  | 14.3          | 5'932          | 10.9            | 8            |
| Vaud                                      | 602              | 2'176         | 1'188             | 45          | 3'410         | 47'951         | 161'796                                | 82'507              | 2'734         | 247'038          | 72                  | 14.1          | 29'855         | 8.8             | 10           |
| Valais                                    | 8                | 65            | 0                 | 0           | 65            | 956            | 5'452                                  | 0                   | 0             | 5'452            | 84                  | 15.2          | 717            | 11.1            | 5            |
| <b>Total West/ouest</b>                   | <b>2'072</b>     | <b>6'735</b>  | <b>2'304</b>      | <b>167</b>  | <b>9'206</b>  | <b>130'092</b> | <b>555'974</b>                         | <b>173'611</b>      | <b>8'713</b>  | <b>738'298</b>   | <b>80</b>           | <b>14.5</b>   | <b>92'230</b>  | <b>10.0</b>     | <b>9</b>     |
| Aargau                                    | 324              | 982           | 205               | 8           | 1'195         | 17'011         | 92'288                                 | 18'544              | 779           | 111'611          | 93                  | 15.7          | 15'265         | 12.8            | 9            |
| F. Liechtenstein                          | 7                | 17            | 0                 | 2           | 18            | 240            | 1'539                                  | 0                   | 122           | 1'660            | 91                  | 14.7          | 211            | 11.6            | 9            |
| Graubünden                                | 4                | 4             | 5                 | 0           | 9             | 137            | 410                                    | 341                 | 0             | 750              | 80                  | 16.8          | 111            | 11.8            | 4            |
| Luzern                                    | 35               | 78            | 9                 | 1           | 88            | 1'326          | 8'170                                  | 1'015               | 79            | 9'264            | 105                 | 15.5          | 1'255          | 14.2            | 10           |
| St. Gallen                                | 15               | 26            | 11                | 2           | 38            | 520            | 2'435                                  | 1'094               | 157           | 3'686            | 96                  | 14.7          | 468            | 12.2            | 6            |
| Schaffhausen                              | 213              | 803           | 279               | 3           | 1'085         | 15'777         | 63'035                                 | 20'628              | 149           | 83'812           | 77                  | 16.1          | 11'819         | 10.9            | 9            |
| Thurgau                                   | 494              | 1'419         | 316               | 16          | 1'751         | 26'951         | 138'865                                | 29'731              | 1'211         | 169'807          | 97                  | 15.7          | 23'226         | 13.3            | 9            |
| Zürich                                    | 624              | 2'156         | 312               | 9           | 2'477         | 37'503         | 207'792                                | 27'746              | 585           | 236'124          | 95                  | 16.0          | 32'980         | 13.3            | 9            |
| <b>Total Ost/est</b>                      | <b>1'716</b>     | <b>5'484</b>  | <b>1'137</b>      | <b>40</b>   | <b>6'662</b>  | <b>99'464</b>  | <b>514'534</b>                         | <b>99'098</b>       | <b>3'083</b>  | <b>616'715</b>   | <b>93</b>           | <b>15.8</b>   | <b>85'335</b>  | <b>12.8</b>     | <b>9</b>     |
| <b>Total CH</b>                           | <b>3'788</b>     | <b>12'219</b> | <b>3'441</b>      | <b>208</b>  | <b>15'868</b> | <b>229'556</b> | <b>1'070'508</b>                       | <b>272'709</b>      | <b>11'796</b> | <b>1'355'013</b> | <b>85</b>           | <b>15.1</b>   | <b>177'565</b> | <b>11.4</b>     | <b>9</b>     |
| BIO D                                     | 163              |               |                   |             | 1'216         | 12'806         |  |                     | 68'870        | 68'870           | 57                  | 16.7          | 10'125         | 8.3             | 7            |
| Konventionell D                           |                  |               |                   |             |               |                | 230'486                                |                     |               | 230'486          |                     | 17.5          | 35'734         |                 | 7            |
| <b>Total Import</b>                       |                  |               |                   |             |               |                | <b>230'486</b>                         |                     | <b>68'870</b> | <b>299'356</b>   |                     | <b>17.3</b>   | <b>45'858</b>  |                 | <b>7</b>     |
| <b>Total</b>                              |                  |               |                   |             |               |                | <b>1'300'994</b>                       | <b>272'709</b>      | <b>80'666</b> | <b>1'654'369</b> |                     | <b>15.5</b>   | <b>223'423</b> |                 | <b>8</b>     |

# Anzahl Pflanzler Schweiz nombre planteurs Suisse



# Rübenfläche Schweiz in ha konventionell & IP-SUISSE

## Surface de betteraves à sucre suisses en ha conventionnel & IP-SUISSE

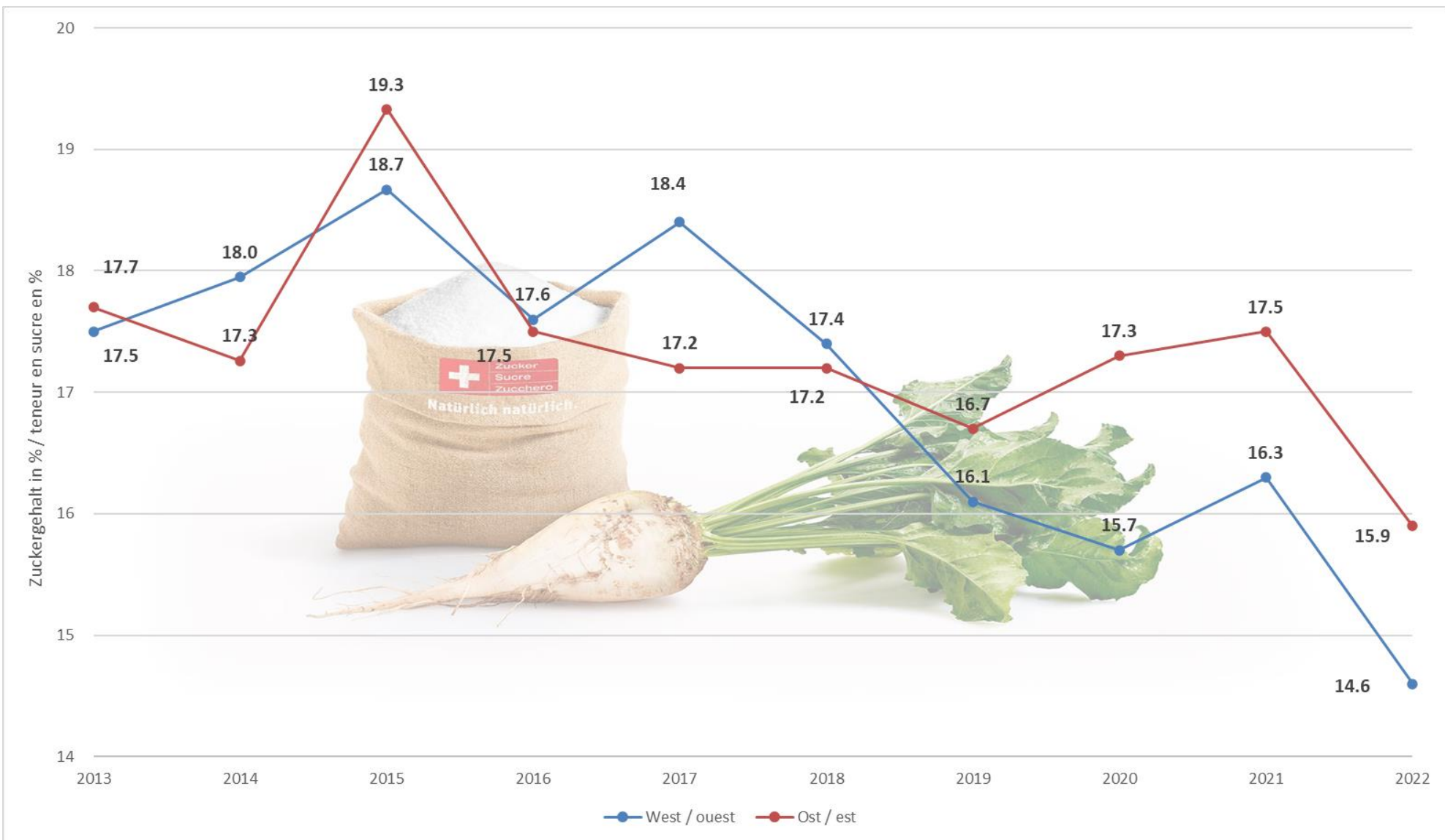


|                             | 2013   | 2014   | 2015   | 2016   | 2017   | 2018   | 2019   | 2020   | 2021  | 2022  |
|-----------------------------|--------|--------|--------|--------|--------|--------|--------|--------|-------|-------|
| ■ Ost/ est IP-SUISSE        |        |        |        |        | 133    | 123    | 87     | 272    | 888   | 1'137 |
| ■ West/ ouest IP-SUISSE     |        |        |        |        | 230    | 217    | 192    | 702    | 1'861 | 2'304 |
| ■ Ost / est conventionnel   | 8'450  | 8'925  | 8'499  | 8'011  | 7'467  | 7'104  | 6'653  | 6'521  | 5'878 | 5'484 |
| ■ West/ ouest conventionnel | 11'631 | 12'356 | 11'774 | 11'928 | 11'775 | 11'519 | 10'834 | 10'228 | 7'619 | 6'735 |

■ West/ ouest conventionnel    ■ Ost / est conventionnel    ■ West/ ouest IP-SUISSE    ■ Ost/ est IP-SUISSE

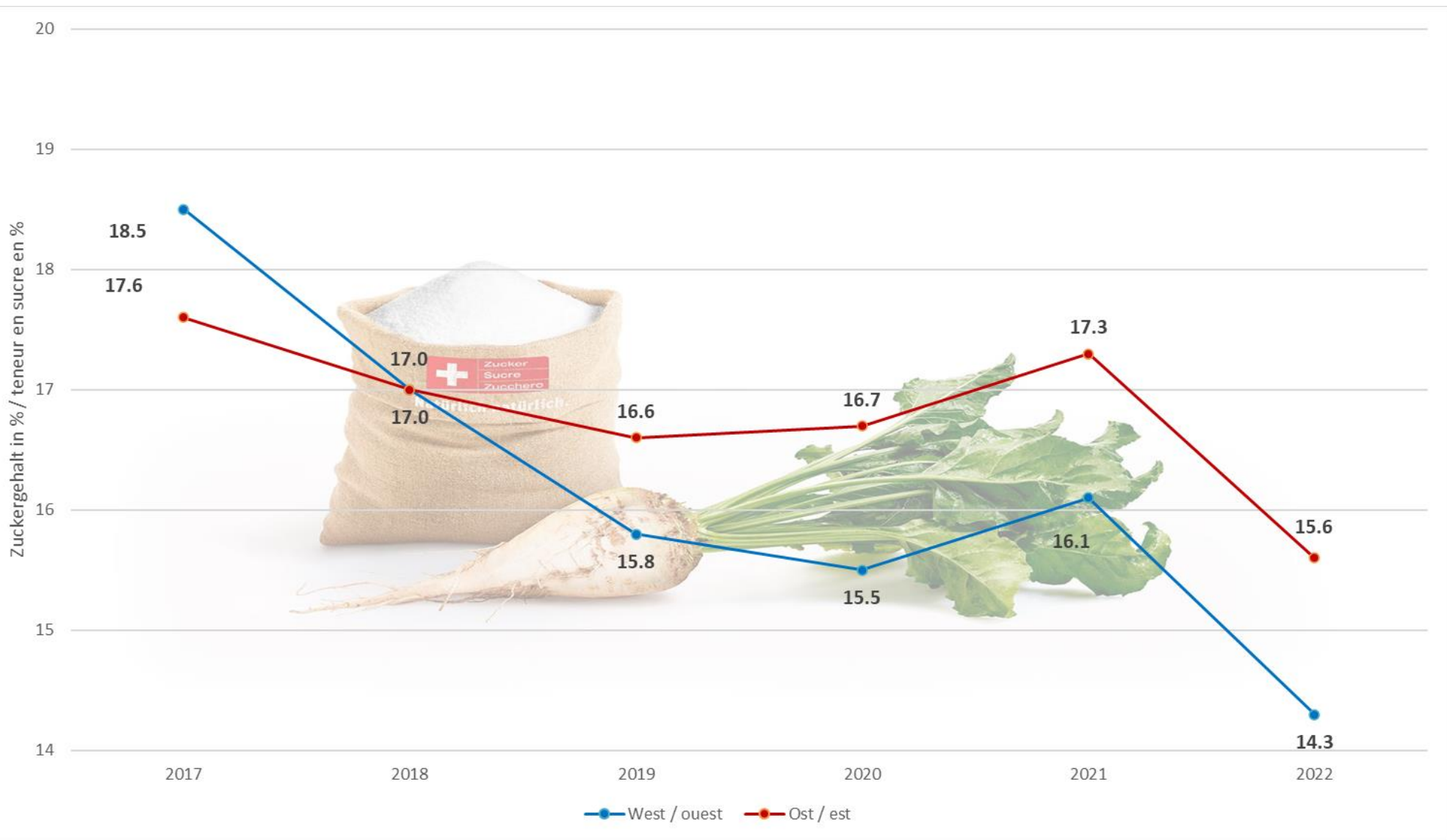
# Zuckergehalt Schweiz in % konventionell

## Teneur en sucre suisse en % conventionnel



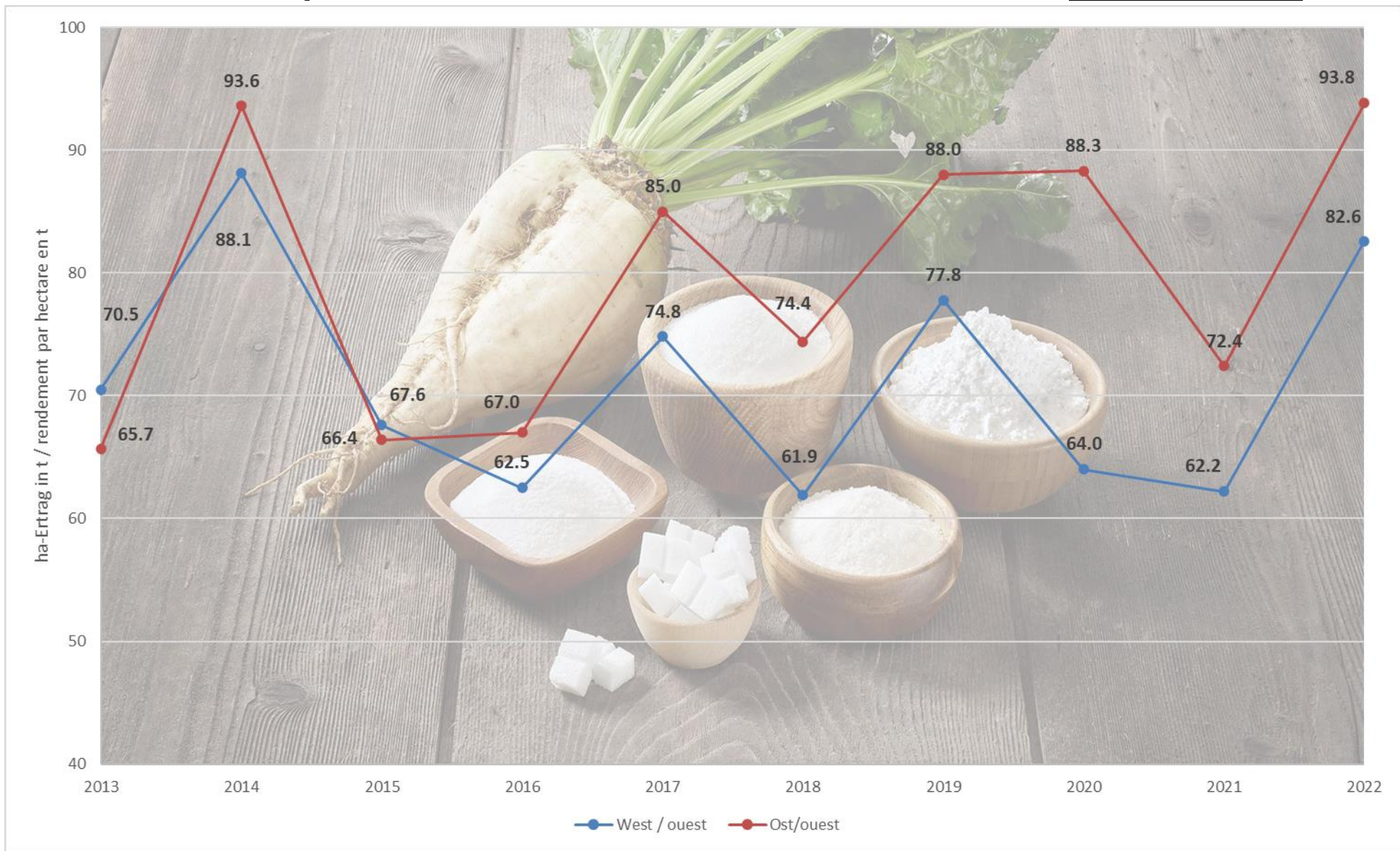
# Zuckergehalt Schweiz in % IP-SUISSE

## Teneur en sucre suisse en % IP-SUISSE



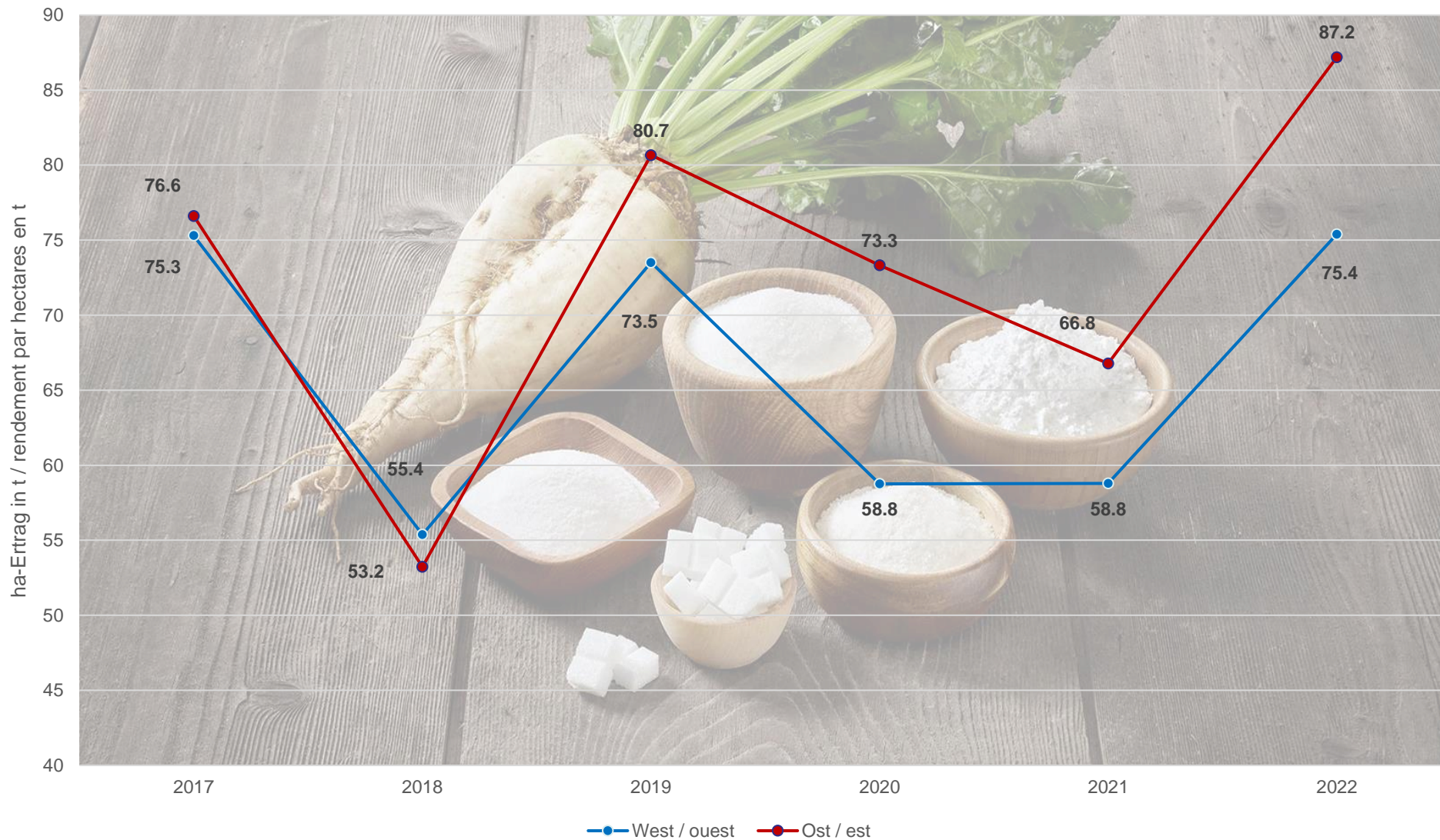
# Zuckerrüben ha-Ertrag Schweiz in t konventionell

## Rendement par hectare de betteraves à sucre suisses en t conventionnel



# Zuckerrüben ha-Ertrag Schweiz in t IP-SUISSE

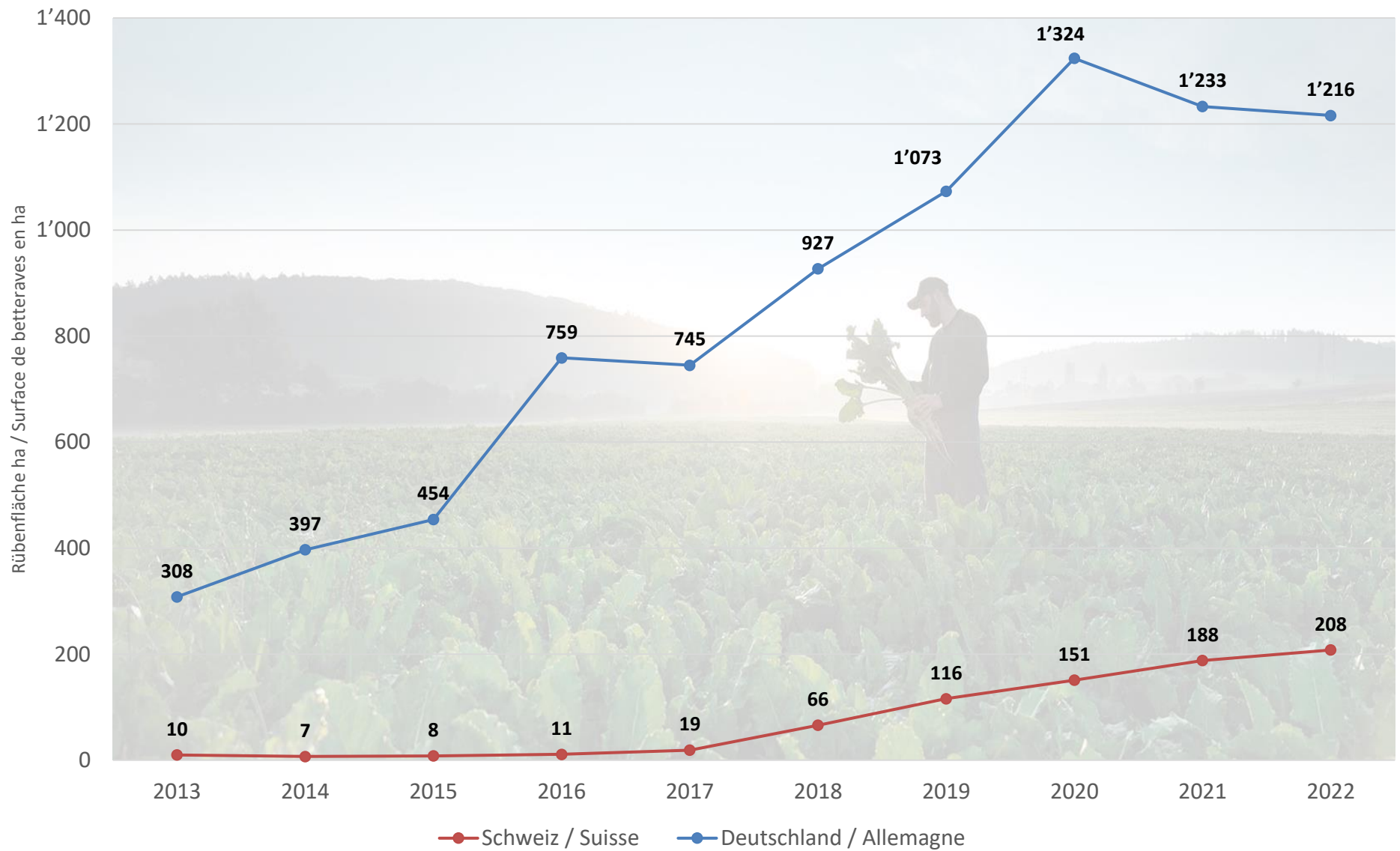
## Rendement par hectare de betteraves à sucre suisses en t IP-SUISSE





# Rübenfläche in ha BIO

## Surface de betteraves en ha BIO



# Zuckergehalt in % BIO Teneur en sucre en % BIO



# Zuckerrüben ha-Ertrag in t BIO

## Rendement par hectare de betteraves à sucre en t BIO



# Kampagnedauer / durée de la campagne

|            | Beginn / début | Ende / fin | Tage / jours |
|------------|----------------|------------|--------------|
| Bio        | 15.09.2022     | 04.10.2022 | 20           |
| Frauenfeld | 05.10.2022     | 02.01.2023 | 89           |
| Aarberg    | 30.09.2022     | 31.12.2022 | 92           |

